

## Medical trainees' speciality considerations at their transition from under- to postgraduate education: a descriptive, cross-sectional study

Sofie Gjessing, Torsten Risør & Jette Kolding Kristensen

To cite this article: Sofie Gjessing, Torsten Risør & Jette Kolding Kristensen (2024) Medical trainees' speciality considerations at their transition from under- to postgraduate education: a descriptive, cross-sectional study, *Education for Primary Care*, 35:1-2, 13-21, DOI: [10.1080/14739879.2024.2312939](https://doi.org/10.1080/14739879.2024.2312939)

To link to this article: <https://doi.org/10.1080/14739879.2024.2312939>



© 2024 The Author(s). Published by Informa UK Limited, trading as Taylor & Francis Group.



Published online: 03 Mar 2024.



Submit your article to this journal [↗](#)



Article views: 486



View related articles [↗](#)



View Crossmark data [↗](#)

RESEARCH ARTICLE



## Medical trainees' speciality considerations at their transition from under- to postgraduate education: a descriptive, cross-sectional study

Sofie Gjessing <sup>a</sup>, Torsten Risør <sup>b,c</sup> and Jette Kolding Kristensen <sup>a</sup>

<sup>a</sup>Centre for General Practice, Aalborg University, Aalborg East, Denmark; <sup>b</sup>Section for General Practice & Research Unit for General Practice, Department of Public Health, University of Copenhagen, Copenhagen K, Denmark; <sup>c</sup>Section for General Practice, Department of Community Medicine, UiT, The Arctic University of Norway, Tromsø, Norway

### ABSTRACT

**Purpose:** This paper aims to provide knowledge on medical trainees' considerations about specialisation as they move from undergraduate to postgraduate medical education; especially their interest in general practice compared to other specialities.

**Method:** We developed and content-validated a questionnaire to examine medical trainees' speciality considerations and conducted a descriptive, cross-sectional study. All medical trainees initiating their internship in Denmark in 2022 ( $N = 1,188$ ) were invited to participate in the study. Medical specialities were categorised as hospital service specialities, internal medicine specialities, primary care, psychiatry specialities and surgery and emergency specialities. Descriptive statistics were used to describe the cohort and examine the participants' speciality considerations by assigning them to one of the following three orientations: committed, undecided or non-committed to a speciality.

**Results:** The response rate was 38.8% ( $n = 461$ ), and participants' mean age was 27.4 years with a majority of females (68.1%). Nearly 25% of the participants had general practice as speciality preference, and only 13.9% had excluded general practice for future specialisation. Overall, around half of the participants had general practice as a first, second or third preference for specialisation.

**Conclusion:** Danish medical trainees show considerable interest in general practice at the time of their transition from undergraduate to postgraduate education. However, to meet future demands on the primary care, further recruitment of general practitioners is still needed. This knowledge of the specialities' recruitment potential will likely be of interest to medical educators and healthcare planners alike.

### ARTICLE HISTORY

Received 14 April 2023  
Revised 25 January 2024  
Accepted 29 January 2024

### KEYWORDS

Career choice; speciality choice process; medical education; health workforce; general practice

## Introduction

Difficulties in recruiting physicians in many specialities and geographic areas have contributed to a sense of physician workforce crisis associated with public concerns about access to health care [1]. To overcome this problem, the supply of physicians must be sufficient to meet demand, and efforts made to ensure an appropriate distribution of physicians to relevant specialities [2,3]. An important aspect of this issue is future medical specialists' preferences for different medical specialities and how these preferences subsequently match their final medical career choices. In Denmark, a total of 1,134 specialist training positions were offered in 2022, and 88% of them were filled. Twenty-one specialities experienced full occupation of the positions, while general practice had 93 vacant positions, corresponding to 27% of the training positions offered in general practice nationwide. The number of offered positions in Denmark ranged from two (forensic medicine) to 350 (general practice) [4].

Primary healthcare is a cornerstone of universal health coverage, and increasing the primary care workforce has been a centre for both research and public attention for decades. A primary care career choice is described as a rational choice consisting of an ongoing and complex matching process between students' perceptions of speciality characteristics and their personal and social needs [5–8]. Newer theoretical models have added a temporal dimension to the understanding of the speciality choice process by distinguishing between speciality intentions before as well as during medical education, and the final speciality choice [9,10]. Bennett and Phillips (2010) introduced students' trajectories that rely on students' commitment to different specialities during the undergraduate primary care career choice process. A recent longitudinal study has examined such trajectories in a cohort of undergraduate medical students over a four-year period showing that the proportion of students who intend to become primary care physicians

**CONTACT** Sofie Gjessing  [sofielg@dcm.aau.dk](mailto:sofielg@dcm.aau.dk)  Center for General Practice, Aalborg University, Selma Lagerlöfs Vej 249, Gistrup 9260, Denmark

© 2024 The Author(s). Published by Informa UK Limited, trading as Taylor & Francis Group.

This is an Open Access article distributed under the terms of the Creative Commons Attribution-NonCommercial-NoDerivatives License (<http://creativecommons.org/licenses/by-nc-nd/4.0/>), which permits non-commercial re-use, distribution, and reproduction in any medium, provided the original work is properly cited, and is not altered, transformed, or built upon in any way. The terms on which this article has been published allow the posting of the Accepted Manuscript in a repository by the author(s) or with their consent.

increases during undergraduate education [11]. To our knowledge, research is sparse into these speciality choice trajectories of medical trainees in their postgraduate career. Most overviews of studies in the field of the speciality choice process focus only on a single speciality such as paediatrics [12], general practice [13–15] or surgical specialities [16–18], and only a few have investigated the lost recruitment potential related to medical trainees as they reject or do not consider one or another speciality [19–21].

In the present study, we have adapted Bennett and Phillips' concept by defining different trajectories towards specialisation as medical trainees' 'speciality orientations' during medical education. With this study, we set out to examine the distribution of speciality orientations in a national cohort of medical trainees to understand both the interest in general practice specialisation and the differences between general practice and other specialities' workforce recruitment potential during medical education. We did this by developing and content-validating a questionnaire that measures medical trainees' speciality orientations and a set of potentially influencing factors over time. In the present paper, we examine the cohort's speciality orientations at the time of their transition from undergraduate to postgraduate medical training.

## Methods

### Educational context

In Denmark, undergraduate medical education is conducted at four medical schools, each with a six-year curriculum. After graduation, medical trainees can begin basic clinical training (BCT) consisting of six months of employment at a hospital department followed by six months of employment in general practice. Approval of the BCT is a prerequisite for entering a postgraduate training programme in one of the 39 specialities, which includes an introductory training programme (6–12 months) followed by a 4–5-year main training programme in the same speciality (Figure 1) [22]. Nine internal medicine specialities (cardiology, endocrinology, gastroenterology and hepatology,

haematology, geriatrics, infectious diseases, nephrology, respiratory medicine and rheumatology) have individual programmes, but an approved introductory training programme in one of these nine specialities gives the medical trainee access to apply for a main training programme in any of the nine specialities.

### Study design, setting and participants

This descriptive, cross-sectional study forms part of a nationwide longitudinal cohort study on the speciality orientation of medical trainees in Denmark and factors associated with intentions to become a general practitioner. The participants of this study were medical trainees assigned for BCT in Denmark in 2022 who were invited to participate via an email from the Danish Health Authority. Participation was voluntary and no incentives were offered. The study was conducted and reported in accordance with the STrengthening the Reporting of OBservational Studies in Epidemiology (STROBE) guidelines [23]

### Questionnaire development

We developed a questionnaire enquiring about the demographic background, speciality priorities and rejections and potential influencing factors, using the seven-step approach by Artino et al. [24,25]. Systematic literature searches on speciality preferences and choice were performed in PubMed and Embase and supplemented by searches in Google Scholar and manual reference checking to identify additional studies. Seven online focus group interviews concerning the speciality choice process in a Danish context were conducted with the participation of medical students representing all four Danish medical schools ( $n = 14$ ), junior physicians ( $n = 4$ ), general practice residents ( $n = 3$ ) and general practitioners ( $n = 6$ ). We used storytelling as an approach to the interviews to include experiences and perspectives embedded in the past, present and future alike [26]. The interviews were audio/video recorded and transcribed verbatim by the principal author. Data were analysed using a thematic approach, and results

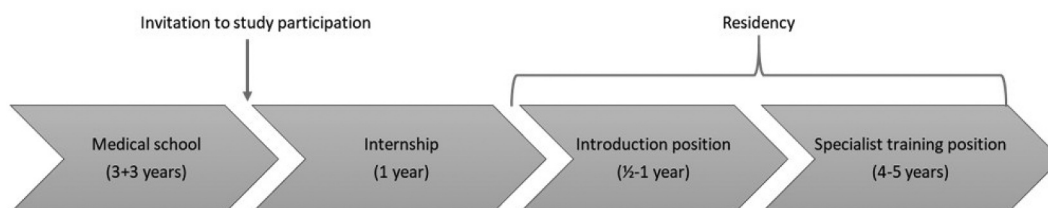


Figure 1. The Danish medical educational system from matriculation to holding specialist registration.

were entered into a time-ordered matrix in which themes were allocated to the stages of medical education [26–29]. The findings from the literature and results from the qualitative interviews were discussed within the research group and items were developed by the principal investigator based on conceptual domain mapping guided by the expanded conceptual framework of medical students' primary care career choice by Pfarrwaller and colleagues [9]. All items were reviewed by the research group members in an iterative process.

### Expert validation and item testing

Six experts including medical educators, medical education researchers and senior and junior physicians were recruited to participate in questionnaire content validation. Each expert was provided with a 138-item draft along with a cover letter stating the purpose of the study. Content validation was achieved through oral feedback according to the rating of relevance and clarity on a four-point Likert scale. Each item in the draft was then discussed in detail with the research group members. The discussion gave rise to some minor changes and the adoption of a few additional items including some from a previous Danish survey on speciality choice and factors influencing speciality choice [30]. A representative sample of the target population pre-tested the questionnaire using cognitive interviewing. Two groups of medical students consisting of seven first-year and three final-year master's students were provided with a draft of the questionnaire and asked to complete it using a combination of the think-aloud technique and general verbal probing [31]. Furthermore, two final-year medical students and three newly-graduated physicians did a test of the questionnaire in the planned delivery mode. The sessions were used to estimate the time spent completing the survey and to provide information on data entry, coding and handling. Pretesting was an iterative process with minor adjustments of wording, correction of typos and survey design until saturation had been reached. The final electronic instrument consisted of 113 items divided into six sections: stable demographics, dynamic demographics, speciality orientation and three sections exploring potentially associated and influencing factors. This study concerns data from the first three sections.

### Potential bias and confounders

Potential selection bias was minimised by using a total population sample. To address non-response bias, invitations to participate and one reminder were sent to the potential participants' email addresses by the Danish

Health Authority. Moreover, the questionnaire was promoted in a social media group for graduating medical students and newly graduated physicians moderated by the Danish Junior Doctors Association. Potential sources of confounding were variations in the medical school curriculum [32] and differences in background variables.

### Data collection

Data were collected in two rounds using REDCap electronic data capture tools hosted at Aalborg University, Denmark [33,34]. Participants who were assigned an internship beginning in the first half of 2022 were invited to the survey in November 2021, and participants beginning an internship in the second half of 2022 were invited to the survey in May 2022. A reminder was sent in November 2021, and another in May 2022. The electronic questionnaires were inactivated in early January 2022 and early July 2022. Data were then transferred from REDCap to a secured network drive, processed in Microsoft Excel [35] and reviewed for accuracy and missing values. Processed data were imported into STATA [36] for statistical analyses. Data for non-responder analyses consisting of graduation university, age and gender of the total population were provided from the register of internship placements.

### Variables and data analysis

All variables were categorical except for age, which was a continuous variable. Medical specialities were classified into five groups (i.e. speciality groups) as described by Bexelius et al. in 2016 and outlined in Table 1 [37]. We used descriptive statistics to summarise the participants' characteristics and speciality preferences. Comparisons were performed using Pearson's Chi-square test or Fischer's exact test for categorical data and one-way ANOVA for age. The distribution of speciality orientations relied on self-reported priorities and rejections based on lists displaying all 39 specialities. Participants were asked '*If you had to choose specialisation today, what would be your first priority?*' The same question was asked about the second and third priorities. However, if the participants were completely sure of their first or second priority, they were asked not to prioritise any further specialities. Missing data were not included in the statistical analyses. Non-responder and late-response analyses were performed using Pearson's Chi-square test and Fisher's exact test for categorical variables and t-test for independent samples for age. All analyses were conducted using version 17 of STATA [36]. P-values below 0.05 were considered statistically significant.

**Table 1.** Categorisation of the 39 medical specialities into speciality groups.

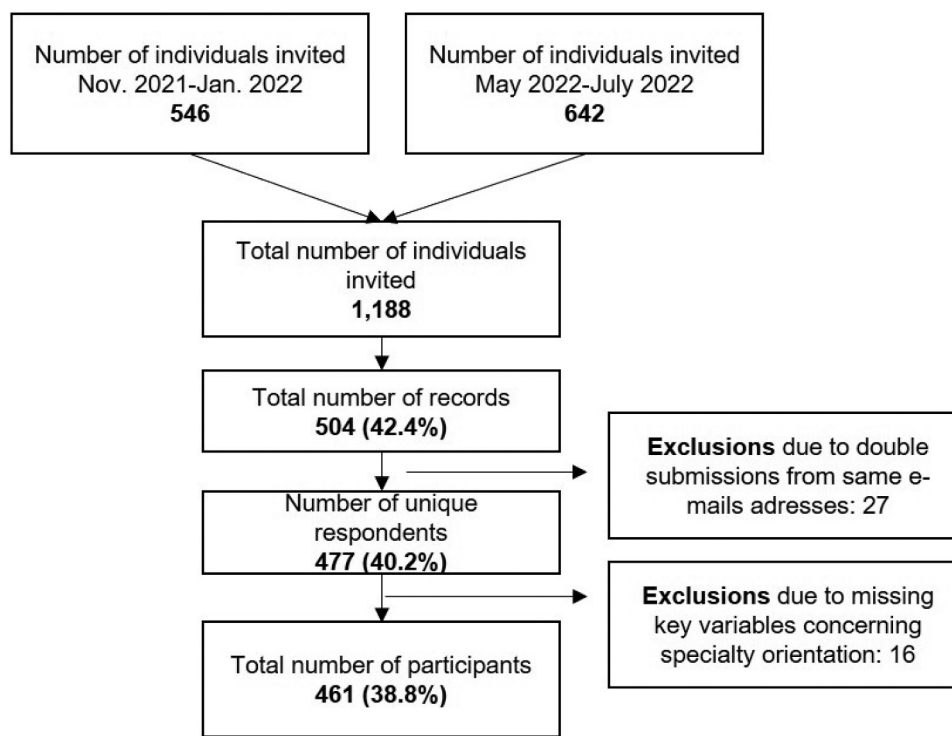
Hospital service specialities	Internal medicine specialities	Primary care	Psychiatric specialities	Surgery and emergency specialities
Clinical biochemistry	Clinical oncology	General practice	Adult psychiatry	Anaesthesiology
Clinical genetics	Dermatology and venereology		Child and adolescent psychiatry	Emergency medicine
Clinical immunology	Internal medicine: cardiology			General surgery
Clinical microbiology	Internal medicine: endocrinology			Neurosurgery
Clinical pharmacology	Internal medicine: gastroenterology and hepatology			Obstetrics and gynaecology
Clinical physiology and nuclear medicine	Internal medicine: haematology			Oto-rhino-laryngology
Community medicine	Internal medicine: geriatrics			Ophthalmology
Diagnostic radiology	Internal medicine: infectious diseases			Orthopaedic surgery
Forensic medicine	Internal medicine: nephrology			Plastic surgery
Occupational medicine	Internal medicine: respiratory medicine			Thoracic surgery
Pathology	Internal medicine: rheumatology			Urology
	Neurology			Vascular surgery
	Paediatrics			

## Results

### Participant characteristics

A total of 477 unique participants fully or partially completed the survey, yielding a 40.2% response rate. However, 16 participants were excluded due to missing data for the key study variables on speciality orientation (see Figure 2), leading to an

adjusted 38.8% response rate. Nearly all participants (98.5%) indicated an intention to become medical specialists in the future, whereas the remaining 1.5% were unsure. Table 2 provides the summary statistics of the participants' demographic background categorised into speciality groups according to the named first priority for specialisation. Non-responder analyses revealed no significant bias

**Figure 2.** Flowchart of study participation.

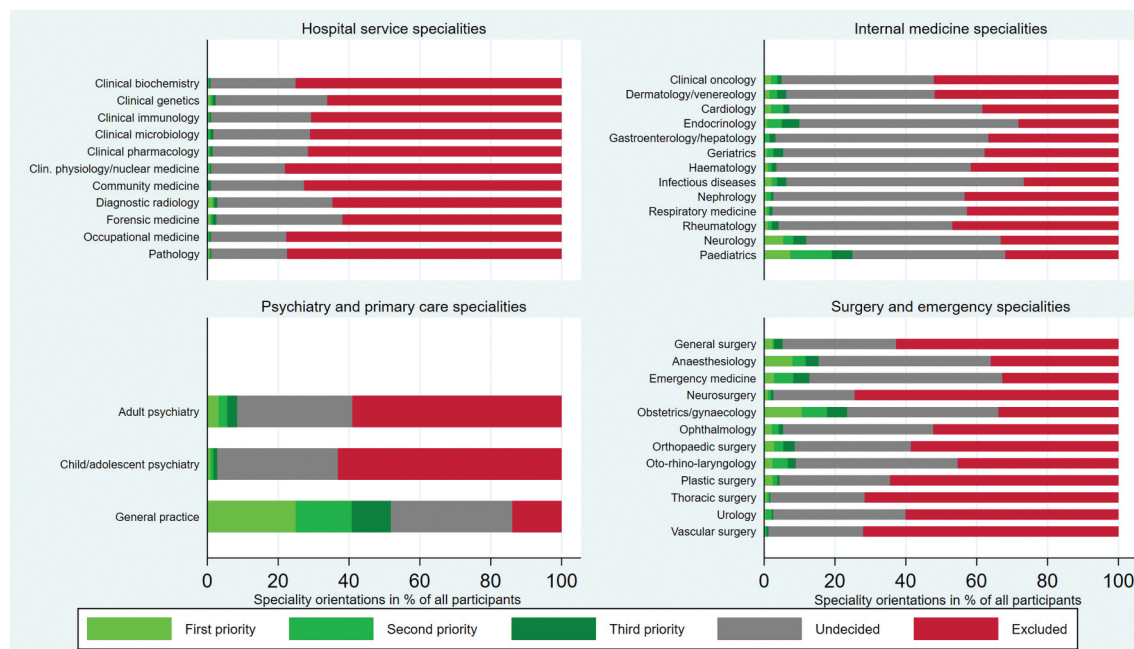
**Table 2.** Descriptive characteristics of the cohort by speciality group preference.

		Total		Hospital service		Internal medicine		Primary care		Psychiatry		Surgery and emergency		p-value
		n	%	n	%	n	%	n	%	n	%	n	%	
		461	100	22	4.8	120	26	115	24.9	19	4.1	167	36.2	
Gender	Male	146	31.7	10	45.5	34	28.3	27	23.5	6	31.6	63	37.7	0.058
	Female	314	68.1	12	54.5	86	71.7	88	76.5	13	68.4	103	61.7	
	Missing	1	0.2									1	0.6	
Nationality	Danish	433	93.9	21	95.5	110	91.7	110	95.7	18	94.7	159	95.2	0.667 <sup>a</sup>
	Other	28	6.1	1	4.5	10	8.3	5	4.3	1	5.3	8	4.8	
In which type of area did you grow up?	Urban	322	69.8	12	54.5	85	70.8	77	67.0	17	89.5	119	71.3	0.147
	Rural	136	29.5	10	45.5	34	28.3	38	33.0	2	10.5	47	28.1	
	Missing	3	0.7			1	0.8					1	0.6	
Which language was spoken in your home when growing up?	Danish	373	80.9	17	77.3	90	75.0	96	83.5	15	78.9	140	83.8	0.341 <sup>a</sup>
	Other/multiple	88	19.1	5	22.7	30	25.0	19	16.5	4	21.1	27	16.2	
Is any of your parents a physician?	Yes	63	13.7	5	22.7	17	14.2	7	6.1	4	21.1	27	16.2	<b>0.031a</b>
	No	398	86.3	17	77.3	103	85.8	108	93.9	15	78.9	140	83.8	
Civil status	Single	102	22.1	6	27.3	33	27.5	14	12.2	6	31.6	40	24.0	<b>0.023a</b>
	In a relationship	359	77.9	16	72.7	87	72.5	101	87.8	13	68.4	127	76.0	
Children	No	357	77.4	18	81.8	96	80.0	85	73.9	17	89.5	129	77.2	0.599 <sup>a</sup>
	Yes (including expecting first child)	104	22.6	4	18.2	24	20.0	30	26.1	2	10.5	38	22.8	
Do you own your house?	Yes	120	26.0	2	9.1	25	20.8	33	28.7	7	36.8	48	28.7	0.140
	No	339	73.5	20	90.9	93	77.5	82	71.3	12	63.2	119	71.3	
	Missing	2	0.4			2	1.7							
Age (years)	Range	24–47		24–30		24–46		24–39		25–30		24–47		0.834 <sup>b</sup>
	Mean (SD)	27.4 (2.44)		26.8 (1.45)		27.1 (2.21)		27.3 (2.38)		27.4 (1.54)		27.5 (2.58)		

Note: Chi-square test used unless otherwise noted. <sup>a</sup>Fisher's exact test used <sup>b</sup>One-way ANOVA used.

except for the participants on average being 0.67 years younger than the total population ( $p = 0.000$ ). Overall, no significant difference was detected

between participants having responded to the survey before and after the reminder regarding demographic variables.



**Figure 3.** Distribution of the speciality orientations in per cent of total participants presented on speciality groups. The bars show the proportion of participants with the given speciality as first preference (light green), second preference (middle green) or third preference (dark green) and the share who are undecided (grey) or who have rejected the speciality (red).

### Specialty considerations

Figure 3 depicts the speciality considerations on speciality level and shows a remarkable commitment to a primary care career. Overall, 25% of the participants had general practice as their preferred speciality, and in total, a full half of the participants placed general practice as either a first, second or third preference for specialisation. General practice was only rejected by 13.9% of the participants. Even though many participants showed commitment to paediatrics, and obstetrics and gynaecology, these proportions were still much lower than those of general practice, and the rejection rate was also much higher. We found that about one third of participants were undecided about general practice specialisation, which was similar to psychiatric and hospital service specialities. Most participants were undecided about the internal medicine specialities, while the majority of participants had rejected the hospital service specialities as their future choice of career.

### Discussion

This paper explored a national cohort of medical trainees' speciality considerations during the career choice process. We found that general practice was in a good position in terms of future specialist recruitment in Denmark. Even though we found a high commitment to general practice, the future demand on the primary care health system in Denmark presents a challenge for the recruitment of new general practitioners. Thus, it has been estimated that there is a need for 5,000 general practitioners in 2030 compared to 3,284 in 2022, which requires full occupation of the 350 annual main training positions [38,39]. To accomplish this goal, roughly 30% of the medical trainees in our cohort should chose general practice for specialisation. Therefore, despite participants' high commitment to general practice compared to other specialities in this study, recruitment of more medical trainees is still needed after graduation.

Just like medical education continues in the postgraduate years, speciality choice is also a dynamic process that is shaped in the years after medical school. The career choice process of young doctors keeps changing even after medical school in light of postgraduate experiences – in their professional as well as in their private lives [40]. A prospective study on the stability of medical students' career interests in Canada showed that as much as 77.5% of 1,370 medical students had included their exit choice as one of their top three career interests on entry to medical school [41]. Also, a recent review report that 65.3% of UK medical trainees did not change their mind about their career choice during the

foundation programme [42]. This indicates that the high commitment to general practice we found among Danish medical trainees is an important first step in future general practice recruitment. Future longitudinal studies are needed to investigate whether this high commitment is consistent when medical trainees' gain postgraduate working experience.

Longitudinal examinations of the changes in speciality orientations after medical school will reveal information on the speciality considerations in general. Besides general practice, we noticed a high commitment to paediatrics, and obstetrics and gynaecology, in our study. It is well-described that undergraduate and clinical exposure play a role in increasing medical student interest in these specialities [12,43,44]. As opposed to these specialities, we found a general low commitment to the hospital service specialities. A possible explanation for this low interest is that clinical exposure to these specialities is less compared to many other specialities at Danish medical schools. Lastly, we must emphasise that the timely placement of the clinical exposure to the specialities can affect both the reported intentions about specialisation in cross-sectional examinations, called 'a proximity effect' [45], and the actual choice [46].

Our results draw attention to the importance of the timing and type of recruitment interventions to accommodate the differences in recruitment potential [9,10,47]. The fluidity and uncertainty of the speciality choice process is significant, and we recommend that medical educators and healthcare planners employ this knowledge about speciality considerations and undergraduate exposure to develop interventions attentive to this and the potential to increase recruitment for the primary care physician workforce.

### Strengths and limitations

The systematic development and content validation of an extensive questionnaire for the specific purpose of the study provides a strong methodological grounding for our findings. The study is a multicentre study conducted on a national cohort of medical trainees. The study is limited by its quantitative nature, and potential concerns in this manner are selection bias and non-response bias, especially when considering the response rate of 38.8%. The medical trainees responding to the survey are potentially different than those who did not respond but the percentage of male and female respondents and their graduation university was comparable to the entire population of medical trainees beginning BCT in 2022. The respondents were found to be slightly younger than the entire population, which might result in an underestimation of the priority of general practice

since studies have suggested that a higher medical trainee age is associated with intentions to become a general practitioner [48]. However, the age difference is marginal, and it seems reasonable to expect that it has caused no substantial bias in the present study.

## Conclusion

Medical trainees show great interest in general practice specialisation as they transition from undergraduate to postgraduate education. However, the societal need for primary care workforce places an even greater demand for general practitioners in the future. Therefore, attention should be drawn towards maintaining the high interest in general practice after medical school, so that this interest translates to an equally high proportion of medical trainees choosing to become members of the general practice community.

## Acknowledgments

The authors take this opportunity to express their gratitude to all participants of the study.

## Disclosure statement

No potential conflict of interest was reported by the author(s).

## Funding

This work forms a part of a PhD project funded by the Department of Clinical Medicine, Aalborg University, Denmark.

## ORCID

Sofie Gjessing  <http://orcid.org/0000-0002-3748-7727>  
Torsten Risør  <http://orcid.org/0000-0002-2018-528X>  
Jette Kolding Kristensen  <http://orcid.org/0000-0002-2648-5750>

## Ethical approval

This study complies with the principles of the Declaration of Helsinki, and all subjects provided informed consent to participation. Ethical approval was obtained from Aalborg University's Research Ethics Committee [Journal no. 2023-505 -00,082]. All data was collected and kept confidential according to the EU General Data Protection Regulation (GDPR). Complying with the European data protection rules, the data processing activities were registered by the Center for General Practice at Aalborg University [Journal no. 197-1].

## References

- [1] World Health Report 2006: Working together for health. World Health Organization, 2006. Available from: <https://www.who.int/publications/i/item/9241563176>.
- [2] Zurn P, Dal Poz MR, Stilwell B, et al. Imbalance in the health workforce. *Hum Resour Health*. 2004;2(1):13. doi: 10.1186/1478-4491-2-13
- [3] Dussault G, Franceschini MC. Not enough there, too many here: understanding geographical imbalances in the distribution of the health workforce. *Hum Resour Health*. 2006;4(1):12. doi: 10.1186/1478-4491-4-12
- [4] Opslåede og besatte hoveduddannelsesforløb 2022 [Offered and filled main training positions 2022]. Copenhagen: Danish Health Authority, 2023. Available from: [https://sst.dk/-/media/Viden/Uddannelse/Prognose/L%C3%A6geprognoser/Opsl%C3%A5ede-og-besatte-HU-forl%C3%B8b/Opslaede-og-besatte-hoveduddannelsesforloeb-i-2022.ashx?sc\\_lang=da&hash=FC7658827508D1DBA51DAFE8A328E758](https://sst.dk/-/media/Viden/Uddannelse/Prognose/L%C3%A6geprognoser/Opsl%C3%A5ede-og-besatte-HU-forl%C3%B8b/Opslaede-og-besatte-hoveduddannelsesforloeb-i-2022.ashx?sc_lang=da&hash=FC7658827508D1DBA51DAFE8A328E758).
- [5] Bland CJ, Meurer LN, Maldonado G. Determinants of primary care specialty choice: a non-statistical meta-analysis of the literature. *Acad Med*. 1995;70(7):620–641. doi: 10.1097/00001888-199507000-00013
- [6] Querido SJ, Vergouw D, Wigersma L, et al. Dynamics of career choice among students in undergraduate medical courses. A BEME systematic review: BEME guide no. 33. *Medical Teacher*. 2016;38(1):18–29. doi: 10.3109/0142159X.2015.1074990
- [7] Reed VA, Jernstedt GC, Reber ES. Understanding and improving medical student specialty choice: a synthesis of the literature using decision theory as a referent. *Teaching And Learning In Medicine*. 2001;13(2):117–129. doi: 10.1207/S15328015TLM1302\_7
- [8] Burack JH, Irby DM, Carline JD, et al. A study of medical students' specialty-choice pathways: trying on possible selves. *Acad Med*. 1997;72(6):534–541. doi: 10.1097/00001888-199706000-00021
- [9] Pfarrwaller E, Audétat M, Sommer J, et al. An expanded conceptual framework of medical students' primary care career choice. *Acad Med*. 2017;92(11):1536–1542. doi: 10.1097/ACM.0000000000001676
- [10] Bennett KL, Phillips JP. Finding, recruiting, and sustaining the future primary care physician workforce: a new theoretical model of specialty choice process. *Acad Med*. 2010;85(10 Suppl):S81–S88. doi: 10.1097/ACM.0b013e3181ed4bae
- [11] Pfarrwaller E, Voirol L, Piumatti G, et al. Students' intentions to practice primary care are associated with their motives to become doctors: a longitudinal study. *BMC Med Educ*. 2022;22(1):30. doi: 10.1186/s12909-021-03091-y
- [12] Kahvo M, Whelan R, Vallabhaneni P. Why choose paediatrics? A scoping review of factors affecting the choice of paediatrics as a career. *Eur J Pediatr*. 2023;182(1):9–23. doi: 10.1007/s00431-022-04659-6
- [13] Shadbolt N, Bunker J. Choosing general practice: a review of career choice determinants. *Aust Fam Physician*. 2009;38(1/2):53–55.
- [14] Arshad S, McCombe G, Carberry C, et al. What factors influence medical students to enter a career in general



- practice? A scoping review. *Ir J Med Sci.* 2021;190(2):657–665. doi: [10.1007/s11845-020-02345-w](https://doi.org/10.1007/s11845-020-02345-w)
- [15] Senf JH, Campos-Outcalt D, Kutob R. Factors related to the choice of family medicine: a reassessment and literature review. *The Journal Of The American Board Of Family Medicine.* 2003;16(6):502–512. doi: [10.3122/jabfm.16.6.502](https://doi.org/10.3122/jabfm.16.6.502)
- [16] Mayer AW, Smith KA, Carrie S. A systematic review of factors affecting choice of otolaryngology as a career in medical students and junior doctors. *J Laryngol Otol.* 2019;133(10):836–842. doi: [10.1017/S0022215119001816](https://doi.org/10.1017/S0022215119001816)
- [17] Marshall DC, Saliccioli JD, Walton S, et al. Medical student experience in surgery influences their career choices: a systematic review of the literature. *Journal Of Surgical Education.* 2015;72(3):438–445. doi: [10.1016/j.jsurg.2014.10.018](https://doi.org/10.1016/j.jsurg.2014.10.018)
- [18] Peel JK, Schlachta CM, Alkhamesi NA. A systematic review of the factors affecting choice of surgery as a career. *Can J Surg.* 2018;61(1):58–67. doi: [10.1503/cjs.008217](https://doi.org/10.1503/cjs.008217)
- [19] Lambert T, Goldacre R, Smith F, et al. Reasons why doctors choose or reject careers in general practice: national surveys. *Br J Gen Pract.* 2012;62(605):e851–e858. doi: [10.3399/bjgp12X659330](https://doi.org/10.3399/bjgp12X659330)
- [20] Goldacre MJ, Goldacre R, Lambert TW. Doctors who considered but did not pursue specific clinical specialties as careers: questionnaire surveys. *J R Soc Med.* 2012;105(4):166–176. doi: [10.1258/jrsm.2012.110173](https://doi.org/10.1258/jrsm.2012.110173)
- [21] Richardson HC, Redfern N. Why do women reject surgical careers? *Ann R Coll Surg Engl.* 2000;82(9 Suppl):290–293.
- [22] Postgraduate Medical Training in Denmark – Status and Future Perspectives. Summary in English. Copenhagen (DK): National Board of Health, 2012. Available from: <https://www.sst.dk/-/media/Udgivelser/2012/Publ2012/EFUA/Laeger/Postgraduate-medical-training-in-Denmark-%E2%80%93-Status-and-future-perspectives,-d-,,-Summary-in-English.ashx>.
- [23] von Elm E, Altman DG, Egger M, et al. Strengthening the reporting of observational studies in epidemiology (STROBE) statement: guidelines for reporting observational studies. *BMJ.* 2007;335(7624):806–808. doi: [10.1136/bmj.39335.541782.AD](https://doi.org/10.1136/bmj.39335.541782.AD)
- [24] Artino AR, La Rochelle JS, Dezee KJ, et al. Developing questionnaires for educational research: AMEE guide no. 87. *Med Teach.* 2014;36(6):463–474. doi: [10.3109/0142159X.2014.889814](https://doi.org/10.3109/0142159X.2014.889814)
- [25] Gehlbach H, Artino ARJ, Durning SJ. AM last page: survey development guidance for medical education researchers. *Acad Med.* 2010;85(5):925. doi: [10.1097/ACM.0b013e3181dd3e88](https://doi.org/10.1097/ACM.0b013e3181dd3e88)
- [26] Gjessing S, Kristensen JK, Risør T. Storytelling in focus group discussions: a narrative approach to phenomena with temporal dimensions in medical education research. *Int J Qual Methods.* 2023;22. doi: [10.1177/16094069231215230](https://doi.org/10.1177/16094069231215230)
- [27] Braun V, Clarke V. Using thematic analysis in psychology. *Qualitative Research In Psychology.* 2006;3(2):77–101. doi: [10.1191/1478088706qp063oa](https://doi.org/10.1191/1478088706qp063oa)
- [28] Braun V, Clarke V. One size fits all? what counts as quality practice in (reflexive) thematic analysis? *Qualitative Research In Psychology.* 2021;18(3):328–352. doi: [10.1080/14780887.2020.1769238](https://doi.org/10.1080/14780887.2020.1769238)
- [29] \*miles MB, Huberman AM. *Qualitative data analysis: an expanded sourcebook.* 2nd ed. Thousand Oaks (CA): Sage Publications, Inc; 1994. pp. 119–122.
- [30] Jensen ML, Hangaard S, Wolf ALA, et al. Medicinstuderende og yngre lægers speciale- og karrierevalg. [Medical students and juniors doctors' specialty and career choice]. Copenhagen (DK): KORA; 2013.
- [31] Phillips A, Durning S, Artino ARJ. *Survey methods for medical and health professions education.* Philadelphia (PA): Elsevier; 2021. pp. 30–32.
- [32] Cleland JA, Johnston PW, Anthony M, et al. A survey of factors influencing career preference in new-entrant and exiting medical students from four UK medical schools. *BMC Med Educ.* 2014;14(1):151. doi: [10.1186/1472-6920-14-151](https://doi.org/10.1186/1472-6920-14-151)
- [33] Harris PA, Taylor R, Thielke R, et al. Research electronic data capture (REDCap) — a metadata-driven methodology and workflow process for providing translational research informatics support. *Journal Of Biomedical Informatics.* 2009;42(2):377–381. doi: [10.1016/j.jbi.2008.08.010](https://doi.org/10.1016/j.jbi.2008.08.010)
- [34] Harris PA, Taylor R, Minor BL, et al. The REDCap consortium: building an international community of software platform partners. *Journal Of Biomedical Informatics.* 2019;95:103208. doi: [10.1016/j.jbi.2019.103208](https://doi.org/10.1016/j.jbi.2019.103208)
- [35] Microsoft Excel. Version 08 [software]. Microsoft Corporation. 2018. Available from: <https://www.microsoft.com/excel>
- [36] Stata Statistical Software. Version 17 [software]. StataCorp LLC. 2021. Available from: <https://www.stata.com/>
- [37] Bexelius TS, Olsson C, Järnbert-Pettersson H, et al. Association between personality traits and future choice of specialisation among Swedish doctors: a cross-sectional study. *Postgrad Med J.* 2016;92(1090):441–446. doi: [10.1136/postgradmedj-2015-133478](https://doi.org/10.1136/postgradmedj-2015-133478)
- [38] PLO Analyse: Behov for 5.000 Praktiserende Læger i 2030. [PLO analysis: a need for 5,000 general practitioners in 2030]: The Danish Organization of general practitioners (PLO), 2018. Available from: [https://www.laeger.dk/media/vkgfixh2/plo\\_analyse\\_behov\\_for\\_5000\\_laeger\\_i\\_2030.pdf](https://www.laeger.dk/media/vkgfixh2/plo_analyse_behov_for_5000_laeger_i_2030.pdf).
- [39] PLO Faktaark 2022. [PLO fact sheet 2022]: The Danish Organization of general practitioners (PLO), 2022. Available from: [https://www.laeger.dk/media/1e3cufft/plo\\_faktaark\\_2022.pdf](https://www.laeger.dk/media/1e3cufft/plo_faktaark_2022.pdf).
- [40] Watmough S, Taylor D, Ryland I. Using questionnaires to determine whether medical graduates' career choice is determined by undergraduate or postgraduate experiences. *Med Teach.* 2007;29(8):830–832. doi: [10.1080/01421590701551755](https://doi.org/10.1080/01421590701551755)
- [41] Scott I, Gowans M, Wright B, et al. Stability of medical student career interest: a prospective study. *Acad Med.* 2012;87(9):1260–1267. doi: [10.1097/ACM.0b013e31826291fa](https://doi.org/10.1097/ACM.0b013e31826291fa)

- [42] Robinson T, Lefroy J. How do medical students' experiences inform their opinions of general practice and its potential as a future career choice? *Educ Prim Care*. 2022;33(3):156–164. doi: [10.1080/14739879.2022.2045229](https://doi.org/10.1080/14739879.2022.2045229)
- [43] Deutsch T, Lippmann S, Heitzer M, et al. Choosing to become a general practitioner - what attracts and what deters? an analysis of German medical graduates' motives. *J Family Med Prim Care*. 2016;5(1):34–41. doi: [10.4103/2249-4863.184620](https://doi.org/10.4103/2249-4863.184620)
- [44] Hammoud MM, Stansfield RB, Katz NT, et al. The effect of the obstetrics and gynecology clerkship on students' interest in a career in obstetrics and gynecology. *Am J Obstet Gynecol*. 2006;195(5):1422–1426. doi: [10.1016/j.ajog.2006.07.044](https://doi.org/10.1016/j.ajog.2006.07.044)
- [45] Morrison JM, Murray TS. Career preferences of medical students: influence of a new four-week attachment in general practice. *Br J Gen Pract*. 1996;46(413):721–725.
- [46] Amin M, Chande S, Park S, et al. Do primary care placements influence career choice: what is the evidence? *Educ Prim Care*. 2018 Jan 25;29(2):64–67. doi: [10.1080/14739879.2018.1427003](https://doi.org/10.1080/14739879.2018.1427003)
- [47] Pfarrwaller E, Voirol L, Karemera M, et al. Dynamics of career intentions in a medical student cohort: a four-year longitudinal study. *BMC Med Educ*. 2023;23(1):131. doi: [10.1186/s12909-023-04102-w](https://doi.org/10.1186/s12909-023-04102-w)
- [48] Deutsch T, Lippmann S, Frese T, et al. Who wants to become a general practitioner? student and curriculum factors associated with choosing a GP career—a multi-variable analysis with particular consideration of practice-orientated GP courses. *Scand J Prim Health Care*. 2015;33(1):47–53. doi: [10.3109/02813432.2015.1020661](https://doi.org/10.3109/02813432.2015.1020661)